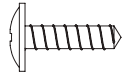


# IN8063

## Window Grilles / Blanks - Generic

### KIT CONTENTS

FX4090 X20  
(No8x1/2" SELF-TAP SCREW)



### CAUTION



It is important that care is taken when drilling and fixing to your vehicle.

You should note that it is the responsibility of the installer/s to ensure that when drilling holes in to your vehicle to take fixings, care must be taken to ensure that there is no possibility of causing damage to the vehicle. Whilst every effort has been made to ensure our products can be safely fitted, changes to vehicles sometimes occurs so it's always necessary to check before drilling. Always wear safety glasses when drilling.

**If in doubt refer to the vehicle manufacturer's dealership.**

### EXAMPLE IMAGE



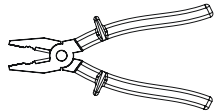
IMAGE IS FOR ILLUSTRATION PURPOSES ONLY AND SHOWS A GENERIC IMAGE OF A FITTED WINDOW GRILLE.

### TOOLS REQUIRED

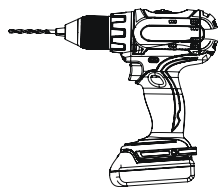
PH SCREW DRIVER X 1



PLIERS X 1



DRILL (Ø3.2MM) X 1



### INSTRUCTIONS

1. Window grilles / blanks can be handed and are often different sizes to suit the left and right windows. Please check before fitting.
2. Place the window grille / blank into the window aperture. If the tabs are perforated bend along the perforation line using pliers so it fits correctly into the window aperture. Take care not to weaken the tabs by bending them the wrong way. If the tabs are not perforated do not bend them.
3. Once happy with the position of the grille / blank carefully drill 3.2mm holes for the self-tapping screws. Take care not to catch any wires.
4. Secure in place using the self-tap screws provided. Regularly inspect all fixings and parts. Any damaged or worn parts should be immediately removed from the vehicle and replaced.

This FITTING INSTRUCTION is the property of VAN GUARD ACCESSORIES LTD. and must not be used for manufacturing purposes, copied nor communicated in any way to third parties without written permission from VAN GUARD ACCESSORIES LTD.

IN8063\_B

Van Guard Accessories Ltd  
Fair Oak Close, Exeter Airport Business Park,  
Exeter, Devon, EX5 2UL  
[www.van-guard.co.uk](http://www.van-guard.co.uk)